



Figure 1: Elstein HLF panel radiator

Elstein HLF panel radiators are ceramic infrared radiators, which can be used for operating temperatures up to 700°C and surface ratings up to 42 kW/m².

The elongated socket of the HLF radiators allows inserting of a heat insulation layer between the radiation surface and the mounting sheet.

Due to this design in connection with heat insulation the radiation efficiency of a ceramic radiator was increased significantly for the first time. On the other hand a relatively thick heating panel was the consequence.

In the course of the further development the heat insulation was integrated into the radiator. This led to our HTS high temperature radiator with short standard socket. Today the radiators of the HTS series are the industrial state-of-the-art for heating and drying machines.

Elstein HLF panel radiators cover the power range from 250 W to 650 W.

HLF

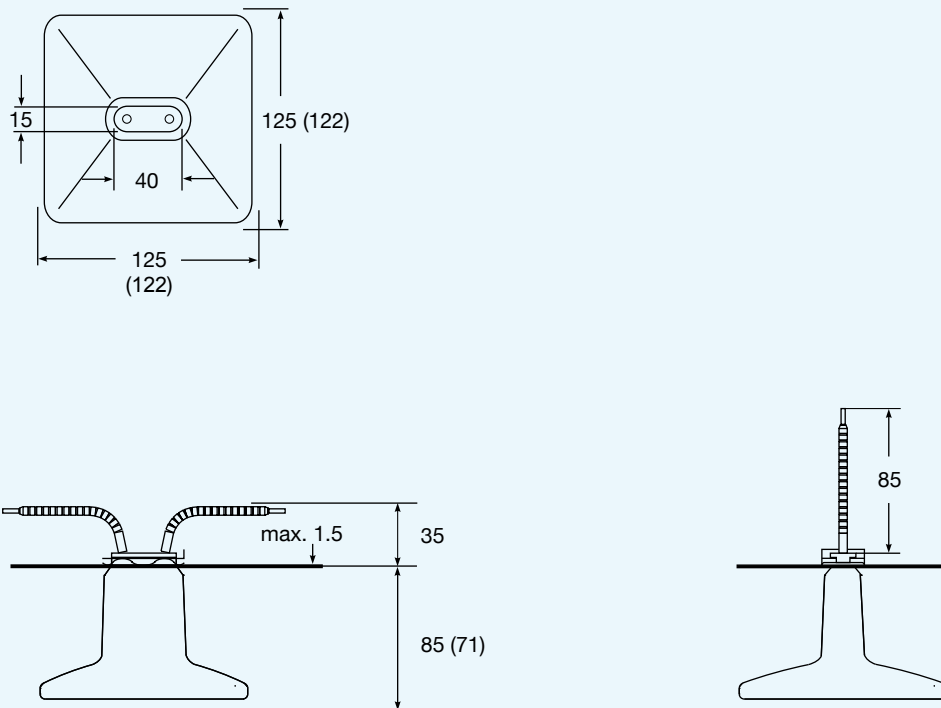
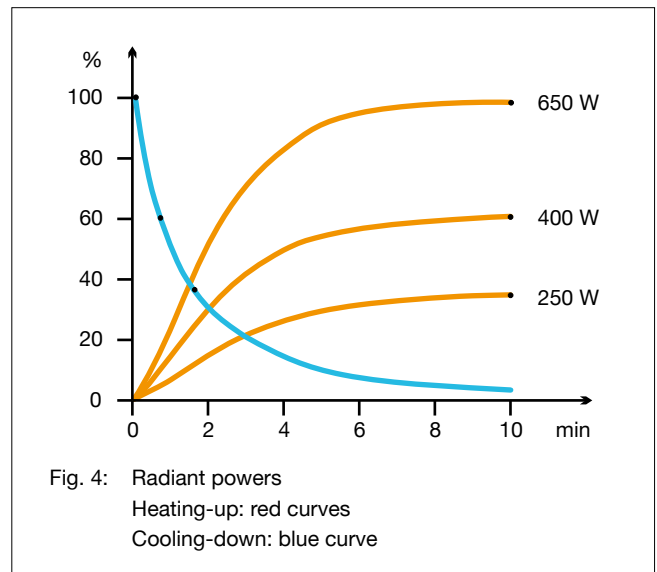
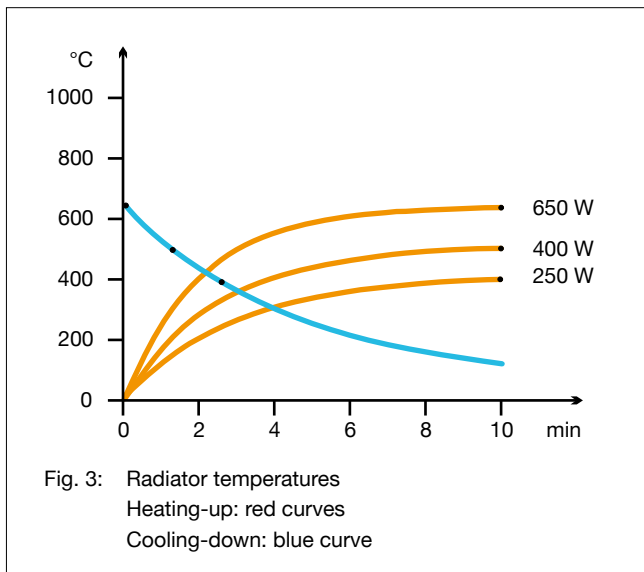


Figure 2: Mounting dimensions and radiator dimensions () in mm



Type, weight, wattage	HLF	270 g	250	400	650	W
Surface rating			16.0	25.6	41.6	kW/m ²
Typical operating temperature			420	510	630	°C
Maximum permissible temperature			700	700	700	°C
Wavelength range			2 - 10			µm

<p>Standard design</p> <p>Operating voltage 230 V Ceramic hollow casting White glaze Leads 85 mm Elstein standard socket Mounting set</p>	<p>Thermocouple radiators</p> <p>Designation T-HLF Integrated thermocouple Type K (NiCr-Ni) TC leads 100 mm</p>	<p>Variants</p> <p>Special wattages Special voltages Extended leads Leads with ring terminals</p>
--	--	--

The power can be controlled using thermocouple radiators together with TRD 1 temperature controllers, TSE thyristor switching units and other accessories.

The national safety regulations must be complied with for the respective application, for example, the IEC or EN standard 60519-1, Safety in electrical heating installations.

Our instructions for mounting, operation and safety must be observed.