



Figure 67: Elstein IOT/75

Elstein IOT/75 and IOT/90 radiators are ceramic infrared dark radiators with E27 screw caps.

The standardised E27 thread allows easy and safe installation, as the radiators can be screwed in like bulbs into porcelain sockets or metal sockets with porcelain insert.

Due to their simple connection, IOT/75 and IOT/90 infrared radiators are suitable both for individual operation and for configuring groups of radiators. They have diverse applications, in particular they range over terrariums/pets and livestock, breeding, medical and catering technology.

The power can be adjusted using a proprietary dimmer.

Elstein IOT/75 and IOT/90 radiators are available in two power levels of 60 W and 100 W or rather 150 W and 250 W.

## IOT/75

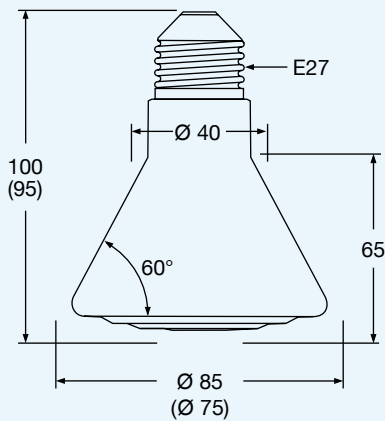
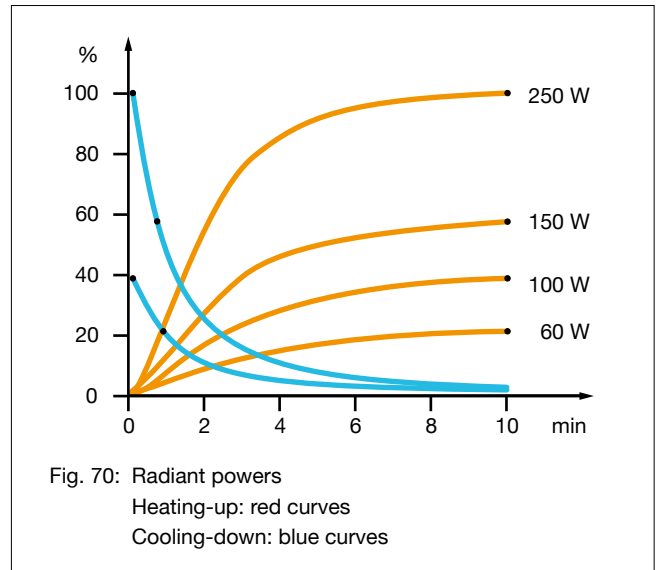
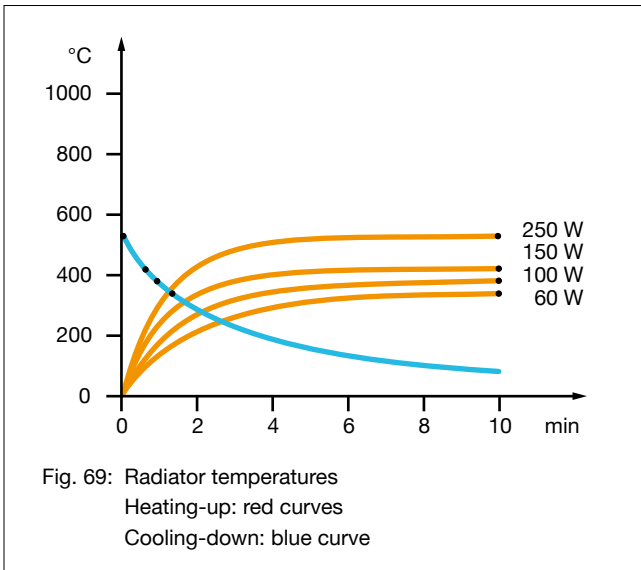


Figure: 68 Mounting dimensions and radiator dimensions ( ) in mm



Type, weight, wattage	IOT/75	85 g		100			W
Surface ratin				14.4			kW/m <sup>2</sup>
Typical operating temperatur				380			°C
Maximum permissible temperatu				530			°C
Wavelength range				3 - 10			µm

<p><b>Standard design</b></p> <p>Operating voltage 230 V Ceramic hollow casting E27 Edison screw cap</p>	<p><b>Thermocouple radiators</b></p> <p>Not available.</p> <p>For means of controlling output see below.</p>	<p><b>Variants</b></p> <p>Special wattages Special voltages</p>
--	--	---

The power can be adjusted using proprietary power controllers or dimmers.

Porcelain sockets or metal sockets with porcelain inserts are to be used both for electrical and mechanical connection of Elstein IOT/75 and IOT/90 radiators. The sockets must not contain any plastic components.

The national safety regulations must be complied with for the respective application, for example, the IEC or EN standard 60519-1, Safety in electrical heating installations and VDE 0700 Part 71 or EN 60335-2-71, Regulations for Electrical heaters in animal breeding and keeping of livestock.

Our instructions for mounting, operation and safety must be observed.