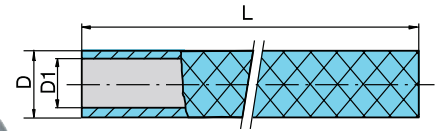
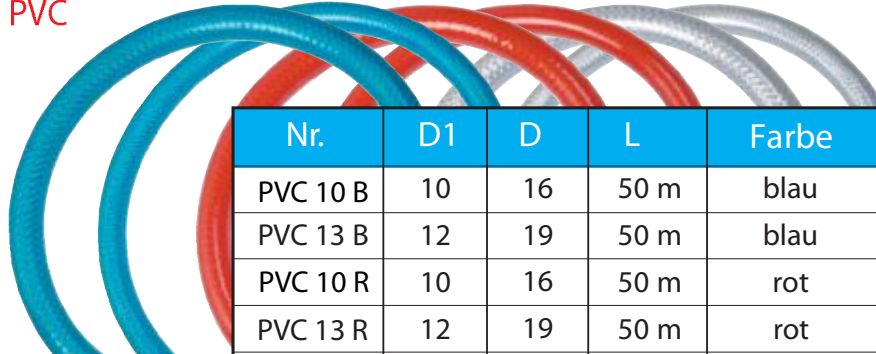


# Schläuche

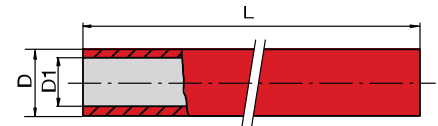
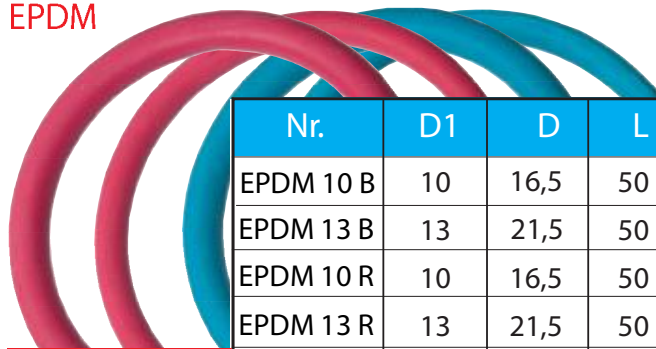
## PVC



**Water  
60 Graden**

Nr.	D1	D	L	Farbe	Druck
PVC 10 B	10	16	50 m	blau	15 BAR
PVC 13 B	12	19	50 m	blau	15 BAR
PVC 10 R	10	16	50 m	rot	15 BAR
PVC 13 R	12	19	50 m	rot	15 BAR
PVC 10 K	10	16	50 m	klar	15 BAR
PVC 13 K	12	19	50 m	klar	15 BAR

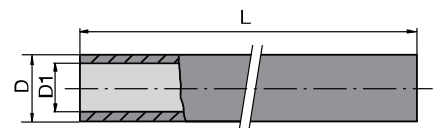
## EPDM



**Water  
120 Graden**

Nr.	D1	D	L	Farbe	Druck
EPDM 10 B	10	16,5	50 m	blau	20 BAR
EPDM 13 B	13	21,5	50 m	blau	20 BAR
EPDM 10 R	10	16,5	50 m	rot	20 BAR
EPDM 13 R	13	21,5	50 m	rot	20 BAR
EPDM 10 S	10	16,5	50 m	schwarz	20 BAR
EPDM 13 S	13	21,5	50 m	schwarz	20 BAR

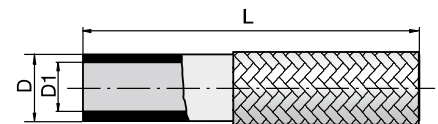
## NBR



**Water  
135 Graden**

Nr.	D1	D	L	Farbe	Druck
NBR 10	10	16	50 m	schwarz	28 BAR
NBR 13	13	20	50 m	schwarz	28 BAR

## SILICONE



**Water  
170 Graden**

Nr.	D1	D	L	Farbe	Druck
SILI 10	9,5	14,0	25 m	rostfrei ummantelt	15 BAR
SILI 13	12,0	17,5	25 m	rostfrei ummantelt	15 BAR